



YU FENG LINER CO., LTD.

REPLACEMENT FOR MITSUBISHI(Industry & Marine)			
Engine Model	Size	Cyl. No.	Remarks
S4E S6E	A 94	4/6	D01
	B 98		
OEM No.	C 167		
34407-00301 34407-00302	D		
	E		
	F		

REPLACEMENT FOR MITSUBISHI(Industry & Marine)			
Engine Model	Size	Cyl. No.	Remarks
S4S S6S	A 94	4/6	D01
	B 98		
OEM No.	C 185		
32A07-00300	D		
	E		
	F		

REPLACEMENT FOR MITSUBISHI(Industry & Marine)			
Engine Model	Size	Cyl. No.	Remarks
S4E2 S4E3 S4F	A 98	4	D01
	B 102		
OEM No.	C 168		
34407-00500 34407-05400	D		
	E		
	F		

REPLACEMENT FOR MITSUBISHI(Industry & Marine)			
Engine Model	Size	Cyl. No.	Remarks
S6KT	A 102	6	D01
	B 105		
OEM No.	C 196.5		
34307-00500 34307-00501	D		
	E		
	F		

REPLACEMENT FOR MITSUBISHI(Industry & Marine)			
Engine Model	Size	Cyl. No.	Remarks
S6B3F	A 132.9	6	W22
	B 154		
OEM No.	C 280.5		
34A17-15500	D 162.75		
	E 12.15		
	F		

REPLACEMENT FOR MITSUBISHI(Industry & Marine)			
Engine Model	Size	Cyl. No.	Remarks
S6BF	A 132.9	6	W09
	B 154		
OEM No.	C 268.5		
	D 162.75		
	E 12.15		
	F		

REPLACEMENT FOR MITSUBISHI(Industry & Marine)			
Engine Model	Size	Cyl. No.	Remarks
S6B	A 135	6	W09
	B 154		
OEM No.	C 268.5		
36207-12100	D 162.8		
	E 12.15		
	F		

REPLACEMENT FOR MITSUBISHI(Industry & Marine)			
Engine Model	Size	Cyl. No.	Remarks
S6B2 S6B3	A 135	6	W22/TF
	B 154		
OEM No.	C 272.6		
34A07-22100	D 162.75		
	E 12.15		
	F		



YU FENG LINER CO., LTD.

REPLACEMENT FOR MITSUBISHI(Industry & Marine)			
Engine Model	Size	Cyl. No.	Remarks
S6B3 New	A 135	6	W25
	B 154		
OEM No.	C 272.2		
34A07-42100	D 162.75		
	E 12.15		
	F		

REPLACEMENT FOR MITSUBISHI(Industry & Marine)			
Engine Model	Size	Cyl. No.	Remarks
8M22	A 142	8	W15
	B 169		
OEM No.	C 257		
	D 177.5		
	E 11.85		
	F		

REPLACEMENT FOR MITSUBISHI(Industry & Marine)			
Engine Model	Size	Cyl. No.	Remarks
S6A	A 145	6	W09
	B 165		
OEM No.	C 300.5		
32507-12100	D 175.8		
	E 12.25		
	F 1.3		

REPLACEMENT FOR MITSUBISHI(Industry & Marine)			
Engine Model	Size	Cyl. No.	Remarks
8M20C	A 146	8	W15
	B 169		
OEM No.	C 258.2		
ME161018	D 177.5		
	E 11.85		
	F		

REPLACEMENT FOR MITSUBISHI(Industry & Marine)			
Engine Model	Size	Cyl. No.	Remarks
8M20T	A 146	8	W15
	B 169		
OEM No.	C 258.2		
	D 177.5		
	E 11.85		
	F		

REPLACEMENT FOR MITSUBISHI(Industry & Marine)			
Engine Model	Size	Cyl. No.	Remarks
8M21	A 150	8	W15
	B 169		
OEM No.	C 258.3		
ME352199 ME352200 ME352201 ME352202	D 177.5		
	E 11.8		
	F		

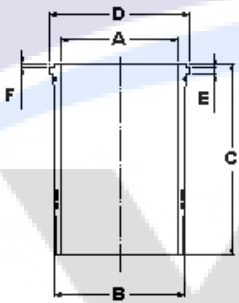
REPLACEMENT FOR MITSUBISHI(Industry & Marine)			
Engine Model	Size	Cyl. No.	Remarks
S6A2	A 150	6	W09
	B 171.5		
OEM No.	C 300.5		
32507-22400	D 180.7		
	E 12.15		
	F 1.6		

REPLACEMENT FOR MITSUBISHI(Industry & Marine)			
Engine Model	Size	Cyl. No.	Remarks
S6A2	A 150	12	W27
	B 171.5		
	C 300.5		
OEM No.	D 180.9		
32507-12200	E 12.15		
	F 1.6		
	G 162.5		

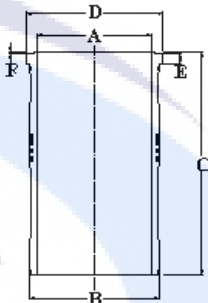


YU FENG LINER CO., LTD.

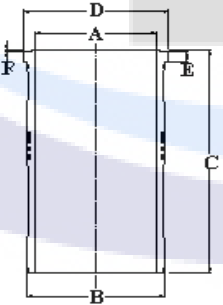
REPLACEMENT FOR MITSUBISHI(Industry & Marine)				
Engine Model	Size	Cyl. No.	Remarks	
S12A S12A2	A	12	W23	
	B			171.5
OEM No.	C			300.5
	D			180.7
	E			12.15
	F			1.6



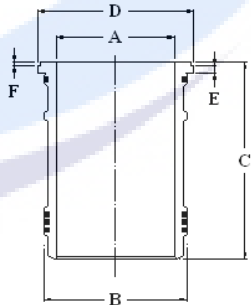
REPLACEMENT FOR MITSUBISHI(Industry & Marine)				
Engine Model	Size	Cyl. No.	Remarks	
S6A3 OLD	A	6	W22	
	B			171.4
OEM No.	C			299
	D			180.7
35A07-12300 35A07-32500	E			15.5
	F			1.3



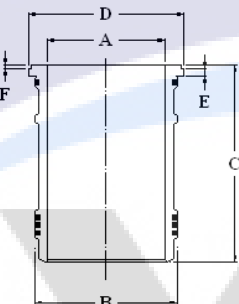
REPLACEMENT FOR MITSUBISHI(Industry & Marine)				
Engine Model	Size	Cyl. No.	Remarks	
S6A3 NEW	A	6	W22	
	B			171.4
OEM No.	C			299
	D			180.7
35A07-42300	E			12
	F			1.3



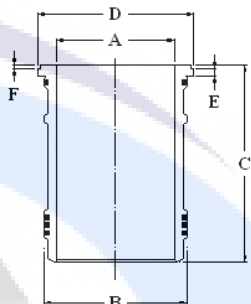
REPLACEMENT FOR MITSUBISHI(Industry & Marine)				
Engine Model	Size	Cyl. No.	Remarks	
S6N	A	6	W13/TF	
	B			180
OEM No.	C			350.3
	D			189.7
37107-12100	E			12.2
	F			1.3



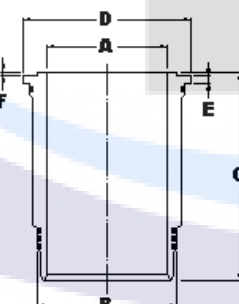
REPLACEMENT FOR MITSUBISHI(Industry & Marine)				
Engine Model	Size	Cyl. No.	Remarks	
S6R2F	A	6	W13/TF	
	B			191
OEM No.	C			391
	D			203.7
37507-28200	E			14.4
	F			1.4



REPLACEMENT FOR MITSUBISHI(Industry & Marine)				
Engine Model	Size	Cyl. No.	Remarks	
S6RF	A	6	W13	
	B			191
OEM No.	C			369
	D			203.7
	E			14.4
	F			1.3



REPLACEMENT FOR MITSUBISHI(Industry & Marine)				
Engine Model	Size	Cyl. No.	Remarks	
S6R S12R	A	6/12	W24/TF	
	B			192
OEM No.	C			351
	D			203.7
	E			14.5
	F			1.3



REPLACEMENT FOR MITSUBISHI(Industry & Marine)				
Engine Model	Size	Cyl. No.	Remarks	
S6R2	A	6	W24/TF	
	B			192
OEM No.	C			391
	D			203.7
	E			14.5
	F			

