



# YU FENG LINER CO., LTD.

REPLACEMENT FOR ISUZU			
Engine Model	Size	Cyl. No.	Remarks
6WG1 6WF1	A	147	6 D03/PF
	B	151.6	
OEM No.	C	266.8	
1-11261-333-2 1-11261-334-2 1-11261-379-2 1-11261-380-2	D	158.25	
	E	6.05	
	F	0.9	

REPLACEMENT FOR ISUZU			
Engine Model	Size	Cyl. No.	Remarks
8MA1	A	145	8 W15
	B	164	
OEM No.	C	239	
1-11261-030-0	D	173	
	E	10.15	
	F	1	

REPLACEMENT FOR ISUZU			
Engine Model	Size	Cyl. No.	Remarks
E120	A	135	6 D02/DCU
	B	141	
OEM No.	C	264	
9-11261-290-0	D	146.7	
	E	6	
	F		

REPLACEMENT FOR ISUZU			
Engine Model	Size	Cyl. No.	Remarks
6RA1 6RB1	A	135	6 D02/PF
	B	141	
OEM No.	C	264	
1-11261-105-1 1-11261-133-0 1-11261-082-0 1-11261-098-0	D	146.7	
	E	6	
	F		

REPLACEMENT FOR ISUZU			
Engine Model	Size	Cyl. No.	Remarks
6WA1T	A	132.9	6 D03/PF
	B	137	
OEM No.	C	267	
	D	143.7	
	E	6	
	F	1	

REPLACEMENT FOR ISUZU			
Engine Model	Size	Cyl. No.	Remarks
6WA1	A	132.9	6 D02/PF
	B	137	
OEM No.	C	266	
1-11261-296-0 1-11261-362-0 1-11261-133-0	D	143.7	
	E	6	
	F		

REPLACEMENT FOR ISUZU			
Engine Model	Size	Cyl. No.	Remarks
8PE1 10PE1 12PE1	A	127	8/10/12 D02/PF
	B	130.6	
OEM No.	C	233.1	
1-11261-175-0 1-11261-175-1 1-11261-286-0	D	136.6	
	E	6.06	
	F		

REPLACEMENT FOR ISUZU			
Engine Model	Size	Cyl. No.	Remarks
6QA1 New 6QA2	A	125	6 W15/DCP
	B	140	
OEM No.	C	257	
1-11261-160-0	D	146.7	
	E	11.2	
	F	1	



# YU FENG LINER CO., LTD.

REPLACEMENT FOR ISUZU				
Engine Model	Size		Cyl. No.	Remarks
6QA1	A	125	6	W12/DC
	B	140		
OEM No.	C	282		
1-11261-074-0 1-11261-061-0	D	146.8		
	E	11.2		
	F	1		

REPLACEMENT FOR ISUZU				
Engine Model	Size		Cyl. No.	Remarks
E110	A	125	6	W12
	B	140		
OEM No.	C	282.5		
9-11261-228-0	D	146.8		
	E	11.2		
	F	1		

REPLACEMENT FOR ISUZU				
Engine Model	Size		Cyl. No.	Remarks
D920	A	125	6	W15
	B	140		
OEM No.	C	257		
9-11261-227-0	D	146.8		
	E	11.2		
	F	1		

REPLACEMENT FOR ISUZU				
Engine Model	Size		Cyl. No.	Remarks
6SD1	A	120	6	D03
	B	123		
OEM No.	C	239		
1-11261-106-2 1-11261-298-0 1-11261-298-1 1-11261-299-1 1-11261-300-1 1-11261-301-1	D	129.6		
	E	6.1		
	F	1		

REPLACEMENT FOR ISUZU				
Engine Model	Size		Cyl. No.	Remarks
DH100	A	120	6	W01
	B	135		
OEM No.	C	280		
9-11261-240-0	D	140.6		
	E	11		
	F			

REPLACEMENT FOR ISUZU				
Engine Model	Size		Cyl. No.	Remarks
10PD1 12PD1	A	119	10/12	W18/DC
	B	133		
OEM No.	C	234		
1-11261-161-1	D	143.7		
	E	10.1		
	F	1		

REPLACEMENT FOR ISUZU				
Engine Model	Size		Cyl. No.	Remarks
10PC1 New 10PC1T	A	119	10	W18
	B	133		
OEM No.	C	219.5		
1-11261-143-1	D	143.7		
	E	10.1		
	F	1		

REPLACEMENT FOR ISUZU				
Engine Model	Size		Cyl. No.	Remarks
8PC1 10PC1	A	119	8/10	
	B	133		
OEM No.	C	219.5		
1-11261-076-0	D	143.7		
	E	10.1		
	F	1		



# YU FENG LINER CO., LTD.

REPLACEMENT FOR ISUZU			
Engine Model	Size	Cyl. No.	Remarks
6SD1T	A	117.9	6 D03
	B	123	
OEM No.	C	239	
1-11261-106-2	D	129.6	
1-11261-298-0	E	6.1	
1-11261-299-1	F	1	
1-11261-300-1			
1-11261-301-1			

REPLACEMENT FOR ISUZU			
Engine Model	Size	Cyl. No.	Remarks
6HK1 6HH1	A	115	6 D02/PF
	B	118	
OEM No.	C	210	
8-94391-602-0	D	123.7	
8-94391-602-1	E	6.05	
8-94391-603-0	F		
8-94391-603-1			
8-94393-273-1			

REPLACEMENT FOR ISUZU			
Engine Model	Size	Cyl. No.	Remarks
4HG1 4HG1T	A	115	4 D02/PF
	B	118	
OEM No.	C	180	
8-97176-729-0	D	123.7	
8-97176-730-0	E	6.1	
8-97351-558-0/1	F		
8-97351-559-0/1			
8-98014-048-0 8-98014-049-0			

REPLACEMENT FOR ISUZU			
Engine Model	Size	Cyl. No.	Remarks
4HL1 6HL1	A	115	4/6 D02
	B	118	
OEM No.	C	190	
	D	123.7	
	E	6.05	
	F		

REPLACEMENT FOR ISUZU			
Engine Model	Size	Cyl. No.	Remarks
4HJ1	A	115	4 D02
	B	118	
OEM No.	C	200	
	D	123.7	
	E	6.05	
	F		

REPLACEMENT FOR ISUZU			
Engine Model	Size	Cyl. No.	Remarks
4HK1-TC	A	115	4 D02
	B	118	
OEM No.	C	210	
8-98014-046-0/1	D	123.7	
8-98014-047-0/1	E	6.05	
8-94391-602-1	F		
8-94391-603-1			

REPLACEMENT FOR ISUZU			
Engine Model	Size	Cyl. No.	Remarks
6SA1	A	115	6 D02/PF/DCU
	B	119	
OEM No.	C	216.3	
1-11261-065-3	D	125.7	
1-11261-094-1	E	6.1	
	F		

REPLACEMENT FOR ISUZU			
Engine Model	Size	Cyl. No.	Remarks
10PA1 10PB1	A	115	10 W11
	B	130	
OEM No.	C	220	
1-11261-063-0	D	141.7	
	E	10.1	
	F	1	



# YU FENG LINER CO., LTD.

REPLACEMENT FOR ISUZU			
Engine Model	Size	Cyl. No.	Remarks
6HE1	A	110	6 D02
	B	113	
OEM No.	C	210	
8-94396-332-0	D	119.6	
	E	6.05	
	F		

REPLACEMENT FOR ISUZU			
Engine Model	Size	Cyl. No.	Remarks
6HE1T	A	110	6 D02/PF
6HE1T New 6HE1-TC	B	113	
OEM No.	C	210	
8-94391-600-0 8-94391-601-0	D	119.6	
	E	6.05	
	F		

REPLACEMENT FOR ISUZU			
Engine Model	Size	Cyl. No.	Remarks
4HE1T	A	110	4 D03/PF
	B	115	
OEM No.	C	210	
8-97176-723-0 8-97176-724-0 8-97176-725-0 8-97176-726-0	D	121.6	
	E	6.1	
	F	0.5	

REPLACEMENT FOR ISUZU			
Engine Model	Size	Cyl. No.	Remarks
6BG1/6BF1 6BG1T	A	105	6 D02/CHROMED
	B	107	
OEM No.	C	203	
1-11261-119-0 1-11261-382-9-1	D	113	
	E	1.4	
	F		

REPLACEMENT FOR ISUZU			
Engine Model	Size	Cyl. No.	Remarks
4BE1	A	105	4 D02/CHROMED
	B	107	
OEM No.	C	187	
5-11261-016-2	D	113	
	E	1.4	
	F		

REPLACEMENT FOR ISUZU			
Engine Model	Size	Cyl. No.	Remarks
6BB1 6BD1 6BD1T	A	102	6 D02
	B	107.1	
OEM No.	C	204	
1-11261-118-0 5-11261-004-0 5-11261-118-0	D	112	
	E	4	
	F		

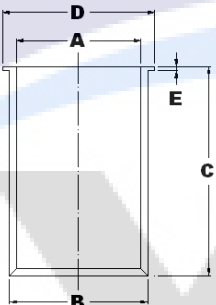
REPLACEMENT FOR ISUZU			
Engine Model	Size	Cyl. No.	Remarks
6BB1 6BD1 6BD1T	A	102	6 D02/CHROMED
	B	105	
OEM No.	C	204	
1-11261-118-0 5-11261-004-0 5-11261-118-0	D	112	
	E	1.4	
	F		

REPLACEMENT FOR ISUZU			
Engine Model	Size	Cyl. No.	Remarks
4BD1/4BD1T 4BD2T	A	102	4 D02
	B	106	
OEM No.	C	204	
1-11261-118-0 5-11261-004-0 5-11261-118-0	D	112	
	E	4	
	F		

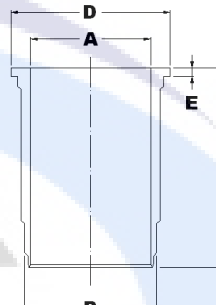


# YU FENG LINER CO., LTD.

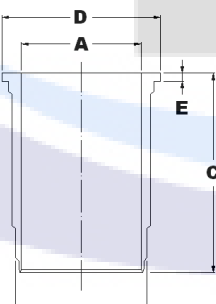
REPLACEMENT FOR ISUZU				
Engine Model	Size		Cyl. No.	Remarks
4BB1/4BD1 4BD1T/4BD2T	A	102	4	D02/CHROMED
	B	105		
OEM No.	C	204		
1-11261-118-0 5-11261-004-0 5-11261-118-0	D	112		
	E	1.4		
	F			



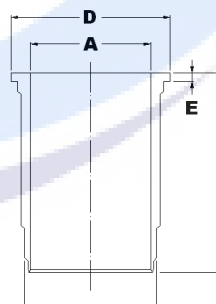
REPLACEMENT FOR ISUZU				
Engine Model	Size		Cyl. No.	Remarks
DA640	A	102	6	W14
	B	113		
OEM No.	C	228		
9-11261-277-0 9-11261-288-0	D	119		
	E	8.1		
	F			



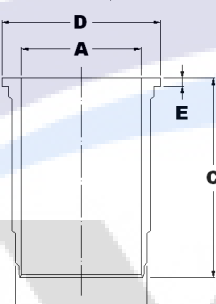
REPLACEMENT FOR ISUZU				
Engine Model	Size		Cyl. No.	Remarks
DA640 Old	A	102	6	W14
	B	113		
OEM No.	C	220		
9-11261-293-0	D	118.8		
	E	8.1		
	F			



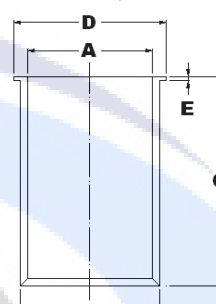
REPLACEMENT FOR ISUZU				
Engine Model	Size		Cyl. No.	Remarks
DA120 DA220	A	100	6/4	W14
	B	113		
OEM No.	C	220		
9-11261-276-0 9-11261-287-0 9-11261-287-1	D	118.8		
	E	8.1		
	F			



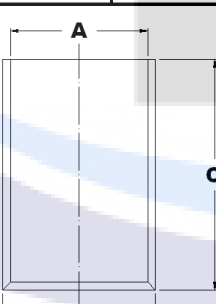
REPLACEMENT FOR ISUZU				
Engine Model	Size		Cyl. No.	Remarks
DA120 Old	A	100	6	W14
	B	113		
OEM No.	C	220		
9-11261-301-0	D	115.7		
	E	10.15		
	F			



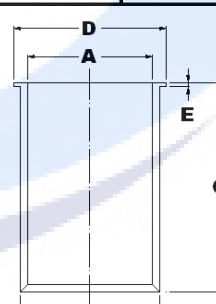
REPLACEMENT FOR ISUZU				
Engine Model	Size		Cyl. No.	Remarks
4BA1	A	98	4	D02
	B	102.2		
OEM No.	C	180		
5-11261-802-0 9-11261-802-2	D	108		
	E	4		
	F			



REPLACEMENT FOR ISUZU				
Engine Model	Size		Cyl. No.	Remarks
4JK1-TC 4JJ1-TC	A	95.4	4	D01
	B	99.4		
OEM No.	C	177		
	D			
	E			
	F			



REPLACEMENT FOR ISUZU				
Engine Model	Size		Cyl. No.	Remarks
4JG1 4JG2 4JG2T 4JH1-TC	A	95.4	4	D02
	B	100		
OEM No.	C	181.5		
8-97176-702-0 8-94456-791-0	D	103.3		
	E	4		
	F			





REPLACEMENT FOR ISUZU			
Engine Model	Size	Cyl. No.	Remarks
4JX1	A	95.4	4 D01
	B	99.4	
OEM No.	C	177	
	D		
	E		
	F		

REPLACEMENT FOR ISUZU			
Engine Model	Size	Cyl. No.	Remarks
4JA1	A	93	4 D02
4JA1T 4JA1 New	B	98	
OEM No.	C	156.3	
	D	102	
8-94110-144-0 8-94462-130-0	E	4	
	F		

REPLACEMENT FOR ISUZU			
Engine Model	Size	Cyl. No.	Remarks
4JB1 4JB1T	A	93	4 D02
	B	98	
OEM No.	C	181	
8-94247-861-0 8-94247-861-2	D	102	
	E	4	
	F		

REPLACEMENT FOR ISUZU			
Engine Model	Size	Cyl. No.	Remarks
4FG1 4ZD1	A	89.3	4 D01
	B	93.3	
OEM No.	C	165	
	D		
	E		
	F		

REPLACEMENT FOR ISUZU			
Engine Model	Size	Cyl. No.	Remarks
C2.2	A	88	4 D01
	B	92	
OEM No.	C	150	
	D		
	E		
	F		

REPLACEMENT FOR ISUZU			
Engine Model	Size	Cyl. No.	Remarks
4JC1	A	88	4 D02/CHROMED
	B	90	
OEM No.	C	163	
5-11261-015-0 5-11261-015-2 8-94169-883-1	D	95	
	E	0.9	
	F		

REPLACEMENT FOR ISUZU			
Engine Model	Size	Cyl. No.	Remarks
C223 New C223/C223T	A	88	4 D02/CHROMED
	B	90	
OEM No.	C	163	
5-11261-015-0 5-11261-015-2 8-94169-883-1	D	95	
	E	0.9	
	F		

REPLACEMENT FOR ISUZU			
Engine Model	Size	Cyl. No.	Remarks
C223 New	A	88	4 D02
	B	92.2	
OEM No.	C	164	
5-11261-015-0 5-11261-015-2 8-94169-883-1	D	96	
	E	5	
	F		





# YU FENG LINER CO., LTD.

REPLACEMENT FOR ISUZU				
Engine Model	Size		Cyl. No.	Remarks
C240	A	86	4	D02
	B	90.1		
OEM No.	C	178		
9-11261-230-0 9-11261-230-1	D	94		
	E	4		
	F			

REPLACEMENT FOR ISUZU				
Engine Model	Size		Cyl. No.	Remarks
C190	A	86	4	D02
	B	90.1		
OEM No.	C	163		
9-11261-224-0 9-11261-224-1	D	94		
	E	4		
	F			

REPLACEMENT FOR ISUZU				
Engine Model	Size		Cyl. No.	Remarks
4FC1 4FB1	A	84	4	D01
	B	88		
OEM No.	C	150		
5-11261-119-0	D			
	E			
	F			

REPLACEMENT FOR ISUZU				
Engine Model	Size		Cyl. No.	Remarks
C221	A	83	4	D02/CHROMED
	B	86		
OEM No.	C	174.5		
9-11261-253-0 9-11261-253-1	D	92		
	E	1.4		
	F			

REPLACEMENT FOR ISUZU				
Engine Model	Size		Cyl. No.	Remarks
C201	A	83	4	D02
	B			
OEM No.	C	165		
	D			
	E			
	F			

REPLACEMENT FOR ISUZU				
Engine Model	Size		Cyl. No.	Remarks
4EE2 4EE1	A	79	4	D01
	B	83		
OEM No.	C	155		
	D			
	E			
	F			

REPLACEMENT FOR ISUZU				
Engine Model	Size		Cyl. No.	Remarks
4FE1	A	76.3	4	D01
	B	80.3		
OEM No.	C	150		
	D			
	E			
	F			

REPLACEMENT FOR ISUZU				
Engine Model	Size		Cyl. No.	Remarks
4EC1	A	76	4	D01
	B	80		
OEM No.	C	138		
	D			
	E			
	F			



REPLACEMENT FOR ISUZU			
Engine Model	Size	Cyl. No.	Remarks
3KR1	A	81	3 D01
	B	85	
OEM No.	C	170	
	D		
	E		
	F		

REPLACEMENT FOR ISUZU			
Engine Model	Size	Cyl. No.	Remarks
3KC1	A	74	3 D01
	B	78	
OEM No.	C	175	
	D		
	E		
	F		

REPLACEMENT FOR ISUZU			
Engine Model	Size	Cyl. No.	Remarks
3KA1 3KB1	A	70	3 D01
	B	74	
OEM No.	C	135	
	D		
	E		
	F		

REPLACEMENT FOR ISUZU			
Engine Model	Size	Cyl. No.	Remarks
3LD1 3LD2	A	83.1	3 D01
	B	87.1	
OEM No.	C	156	
	D		
	E		
	F		

REPLACEMENT FOR ISUZU			
Engine Model	Size	Cyl. No.	Remarks
4HF1	A	112	4 D02
	B	115	
OEM No.	C	180	
8-94389-276-3	D	121.7	
8-97144-174-0	E	6.1	
8-97176-727-0			
8-97176-728-0	F		

REPLACEMENT FOR ISUZU			
Engine Model	Size	Cyl. No.	Remarks
UM6R UM-6RB1	A	132.9	6 D03
	B	141	
OEM No.	C	266	
1-11261-202-0	D	146.7	
1-11261-203-0	E	6	
1-11261-116-0	F	1.8	

REPLACEMENT FOR ISUZU			
Engine Model	Size	Cyl. No.	Remarks
4BC2 4BC1	A	102	4 D02/CHROMED
	B	105	
OEM No.	C	187	
5-11261-014-0	D	112	
5-11261-014-2	E	1.4	
	F		

REPLACEMENT FOR ISUZU			
Engine Model	Size	Cyl. No.	Remarks
4FD1	A	88	4 D01
	B	92	
OEM No.	C	168	
	D		
	E		
	F		





# YU FENG LINER CO., LTD.

REPLACEMENT FOR ISUZU			
Engine Model	Size	Cyl. No.	Remarks
6DE1	A 87.5	6	D01
	B 91.5		
OEM No.	C 155		
	D		
	E		
	F		

REPLACEMENT FOR ISUZU			
Engine Model	Size	Cyl. No.	Remarks
6UZ1	A 120	6	D03
	B 123		
OEM No.	C 239		
	D 129.6		
	E 6.1		
	F 1		

REPLACEMENT FOR ISUZU			
Engine Model	Size	Cyl. No.	Remarks
	A		
	B		
OEM No.	C		
	D		
	E		
	F		

REPLACEMENT FOR ISUZU			
Engine Model	Size	Cyl. No.	Remarks
	A		
	B		
OEM No.	C		
	D		
	E		
	F		

REPLACEMENT FOR ISUZU			
Engine Model	Size	Cyl. No.	Remarks
	A		
	B		
OEM No.	C		
	D		
	E		
	F		

REPLACEMENT FOR ISUZU			
Engine Model	Size	Cyl. No.	Remarks
	A		
	B		
OEM No.	C		
	D		
	E		
	F		

REPLACEMENT FOR ISUZU			
Engine Model	Size	Cyl. No.	Remarks
	A		
	B		
OEM No.	C		
	D		
	E		
	F		

REPLACEMENT FOR ISUZU			
Engine Model	Size	Cyl. No.	Remarks
	A		
	B		
OEM No.	C		
	D		
	E		
	F		