



# YU FENG LINER CO., LTD.

| REPLACEMENT FOR MITSUBISHI(Industry & Marine) |       |          |         |
|-----------------------------------------------|-------|----------|---------|
| Engine Model                                  | Size  | Cyl. No. | Remarks |
| S4E<br>S6E                                    | A 94  | 4/6      | D01     |
|                                               | B 98  |          |         |
| OEM No.                                       | C 167 |          |         |
| 34407-00301<br>34407-00302                    | D     |          |         |
|                                               | E     |          |         |
|                                               | F     |          |         |

| REPLACEMENT FOR MITSUBISHI(Industry & Marine) |       |          |         |
|-----------------------------------------------|-------|----------|---------|
| Engine Model                                  | Size  | Cyl. No. | Remarks |
| S4S<br>S6S                                    | A 94  | 4/6      | D01     |
|                                               | B 98  |          |         |
| OEM No.                                       | C 185 |          |         |
| 32A07-00300                                   | D     |          |         |
|                                               | E     |          |         |
|                                               | F     |          |         |

| REPLACEMENT FOR MITSUBISHI(Industry & Marine) |       |          |         |
|-----------------------------------------------|-------|----------|---------|
| Engine Model                                  | Size  | Cyl. No. | Remarks |
| S4E2<br>S4E3<br>S4F                           | A 98  | 4        | D01     |
|                                               | B 102 |          |         |
| OEM No.                                       | C 168 |          |         |
| 34407-00500<br>34407-05400                    | D     |          |         |
|                                               | E     |          |         |
|                                               | F     |          |         |

| REPLACEMENT FOR MITSUBISHI(Industry & Marine) |         |          |         |
|-----------------------------------------------|---------|----------|---------|
| Engine Model                                  | Size    | Cyl. No. | Remarks |
| S4K<br>S6K/S6KT                               | A 102   | 4/6/6    | D01     |
|                                               | B 105   |          |         |
| OEM No.                                       | C 196.5 |          |         |
| 34307-00500<br>34307-00501                    | D       |          |         |
|                                               | E       |          |         |
|                                               | F       |          |         |

| REPLACEMENT FOR MITSUBISHI(Industry & Marine) |          |          |         |
|-----------------------------------------------|----------|----------|---------|
| Engine Model                                  | Size     | Cyl. No. | Remarks |
| S6B3F                                         | A 132.9  | 6        | W22     |
|                                               | B 154    |          |         |
| OEM No.                                       | C 280.5  |          |         |
| 34A17-15500                                   | D 162.75 |          |         |
|                                               | E 12.15  |          |         |
|                                               | F        |          |         |

| REPLACEMENT FOR MITSUBISHI(Industry & Marine) |          |          |         |
|-----------------------------------------------|----------|----------|---------|
| Engine Model                                  | Size     | Cyl. No. | Remarks |
| S6BF                                          | A 132.9  | 6        | W09     |
|                                               | B 154    |          |         |
| OEM No.                                       | C 268.5  |          |         |
|                                               | D 162.75 |          |         |
|                                               | E 12.15  |          |         |
|                                               | F        |          |         |

| REPLACEMENT FOR MITSUBISHI(Industry & Marine) |         |          |         |
|-----------------------------------------------|---------|----------|---------|
| Engine Model                                  | Size    | Cyl. No. | Remarks |
| S6B                                           | A 135   | 6        | W09     |
|                                               | B 154   |          |         |
| OEM No.                                       | C 268.5 |          |         |
| 36207-12100                                   | D 162.8 |          |         |
|                                               | E 12.15 |          |         |
|                                               | F       |          |         |

| REPLACEMENT FOR MITSUBISHI(Industry & Marine) |          |          |         |
|-----------------------------------------------|----------|----------|---------|
| Engine Model                                  | Size     | Cyl. No. | Remarks |
| S6B2<br>S6B3                                  | A 135    | 6        | W22/TF  |
|                                               | B 154    |          |         |
| OEM No.                                       | C 272.6  |          |         |
| 34A07-22100                                   | D 162.75 |          |         |
|                                               | E 12.15  |          |         |
|                                               | F        |          |         |



# YU FENG LINER CO., LTD.

| REPLACEMENT FOR MITSUBISHI(Industry & Marine) |          |          |         |
|-----------------------------------------------|----------|----------|---------|
| Engine Model                                  | Size     | Cyl. No. | Remarks |
| S6B3 New                                      | A 135    | 6        | W25     |
|                                               | B 154    |          |         |
| OEM No.                                       | C 272.2  |          |         |
| 34A07-42100                                   | D 162.75 |          |         |
|                                               | E 12.15  |          |         |
|                                               | F        |          |         |

| REPLACEMENT FOR MITSUBISHI(Industry & Marine) |         |          |         |
|-----------------------------------------------|---------|----------|---------|
| Engine Model                                  | Size    | Cyl. No. | Remarks |
| 8M22                                          | A 142   | 8        | W15     |
|                                               | B 169   |          |         |
| OEM No.                                       | C 257   |          |         |
|                                               | D 177.5 |          |         |
|                                               | E 11.85 |          |         |
|                                               | F       |          |         |

| REPLACEMENT FOR MITSUBISHI(Industry & Marine) |         |          |         |
|-----------------------------------------------|---------|----------|---------|
| Engine Model                                  | Size    | Cyl. No. | Remarks |
| S6A                                           | A 145   | 6        | W09     |
|                                               | B 165   |          |         |
| OEM No.                                       | C 300.5 |          |         |
| 32507-12100                                   | D 175.8 |          |         |
|                                               | E 12.25 |          |         |
|                                               | F 1.3   |          |         |

| REPLACEMENT FOR MITSUBISHI(Industry & Marine) |         |          |         |
|-----------------------------------------------|---------|----------|---------|
| Engine Model                                  | Size    | Cyl. No. | Remarks |
| 8M20C                                         | A 146   | 8        | W15     |
|                                               | B 169   |          |         |
| OEM No.                                       | C 258.2 |          |         |
| ME161018                                      | D 177.5 |          |         |
|                                               | E 11.85 |          |         |
|                                               | F       |          |         |

| REPLACEMENT FOR MITSUBISHI(Industry & Marine) |         |          |         |
|-----------------------------------------------|---------|----------|---------|
| Engine Model                                  | Size    | Cyl. No. | Remarks |
| 8M20T                                         | A 146   | 8        | W15     |
|                                               | B 169   |          |         |
| OEM No.                                       | C 258.2 |          |         |
|                                               | D 177.5 |          |         |
|                                               | E 11.85 |          |         |
|                                               | F       |          |         |

| REPLACEMENT FOR MITSUBISHI(Industry & Marine) |         |          |         |
|-----------------------------------------------|---------|----------|---------|
| Engine Model                                  | Size    | Cyl. No. | Remarks |
| 8M21                                          | A 150   | 8        | W15     |
|                                               | B 169   |          |         |
| OEM No.                                       | C 258.3 |          |         |
| ME352199<br>ME352200<br>ME352201<br>ME352202  | D 177.5 |          |         |
|                                               | E 11.8  |          |         |
|                                               | F       |          |         |

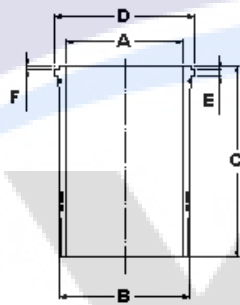
| REPLACEMENT FOR MITSUBISHI(Industry & Marine) |         |          |         |
|-----------------------------------------------|---------|----------|---------|
| Engine Model                                  | Size    | Cyl. No. | Remarks |
| S6A2                                          | A 150   | 6        | W09     |
|                                               | B 171.5 |          |         |
| OEM No.                                       | C 300.5 |          |         |
| 32507-22400                                   | D 180.7 |          |         |
|                                               | E 12.15 |          |         |
|                                               | F 1.6   |          |         |

| REPLACEMENT FOR MITSUBISHI(Industry & Marine) |         |          |         |
|-----------------------------------------------|---------|----------|---------|
| Engine Model                                  | Size    | Cyl. No. | Remarks |
| S6A2                                          | A 150   | 6        | W27     |
|                                               | B 171.5 |          |         |
|                                               | C 300.5 |          |         |
| OEM No.                                       | D 180.9 |          |         |
| 32507-12200                                   | E 12.15 |          |         |
|                                               | F 1.6   |          |         |
|                                               | G 162.5 |          |         |



# YU FENG LINER CO., LTD.

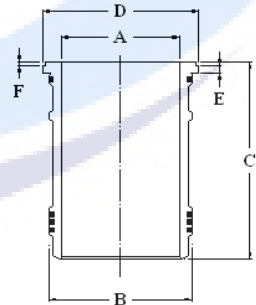
| REPLACEMENT FOR MITSUBISHI(Industry & Marine) |      |          |         |       |
|-----------------------------------------------|------|----------|---------|-------|
| Engine Model                                  | Size | Cyl. No. | Remarks |       |
| S12A<br>S12A2                                 | A    | 12       | W23     |       |
|                                               | B    |          |         | 171.5 |
| OEM No.                                       | C    |          |         | 300.5 |
|                                               | D    |          |         | 180.7 |
|                                               | E    |          |         | 12.15 |
|                                               | F    |          |         | 1.6   |



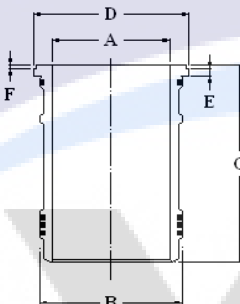
| REPLACEMENT FOR MITSUBISHI(Industry & Marine) |      |          |         |       |
|-----------------------------------------------|------|----------|---------|-------|
| Engine Model                                  | Size | Cyl. No. | Remarks |       |
| S6A3 OLD                                      | A    | 6        | W22/W25 |       |
|                                               | B    |          |         | 171.4 |
| OEM No.                                       | C    |          |         | 299   |
|                                               | D    |          |         | 180.7 |
| 35A07-12300<br>35A07-32500                    | E    |          |         | 15.5  |
|                                               | F    |          |         | 1.3   |

| REPLACEMENT FOR MITSUBISHI(Industry & Marine) |      |          |         |       |
|-----------------------------------------------|------|----------|---------|-------|
| Engine Model                                  | Size | Cyl. No. | Remarks |       |
| S6A3 NEW                                      | A    | 6        | W22/W25 |       |
|                                               | B    |          |         | 171.4 |
| OEM No.                                       | C    |          |         | 299   |
| 35A07-42300                                   | D    |          |         | 180.7 |
|                                               | E    |          |         | 12    |
|                                               | F    |          |         | 1.3   |

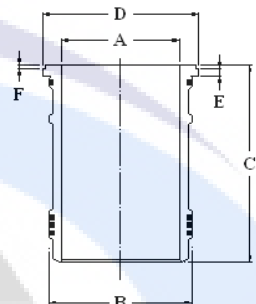
| REPLACEMENT FOR MITSUBISHI(Industry & Marine) |      |          |         |       |
|-----------------------------------------------|------|----------|---------|-------|
| Engine Model                                  | Size | Cyl. No. | Remarks |       |
| S6N                                           | A    | 6        | W13/TF  |       |
|                                               | B    |          |         | 180   |
| OEM No.                                       | C    |          |         | 350.3 |
| 37107-12100                                   | D    |          |         | 189.7 |
|                                               | E    |          |         | 12.2  |
|                                               | F    |          |         | 1.3   |



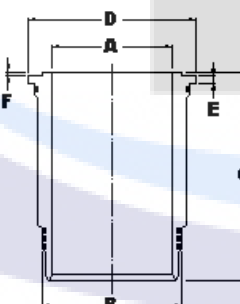
| REPLACEMENT FOR MITSUBISHI(Industry & Marine) |      |          |         |       |
|-----------------------------------------------|------|----------|---------|-------|
| Engine Model                                  | Size | Cyl. No. | Remarks |       |
| S6R2F                                         | A    | 6        | W13/TF  |       |
|                                               | B    |          |         | 191   |
| OEM No.                                       | C    |          |         | 391   |
| 37507-28200<br>37517-48500                    | D    |          |         | 203.7 |
|                                               | E    |          |         | 14.4  |
|                                               | F    |          |         | 1.4   |



| REPLACEMENT FOR MITSUBISHI(Industry & Marine) |      |          |         |       |
|-----------------------------------------------|------|----------|---------|-------|
| Engine Model                                  | Size | Cyl. No. | Remarks |       |
| S6RF                                          | A    | 6        | W13     |       |
|                                               | B    |          |         | 191   |
| OEM No.                                       | C    |          |         | 369   |
|                                               | D    |          |         | 203.7 |
|                                               | E    |          |         | 14.4  |
|                                               | F    |          |         | 1.3   |



| REPLACEMENT FOR MITSUBISHI(Industry & Marine) |      |          |         |       |
|-----------------------------------------------|------|----------|---------|-------|
| Engine Model                                  | Size | Cyl. No. | Remarks |       |
| S6R<br>S12R                                   | A    | 6/12     | W24/TF  |       |
|                                               | B    |          |         | 192   |
| OEM No.                                       | C    |          |         | 351   |
| 37507-02600                                   | D    |          |         | 203.7 |
|                                               | E    |          |         | 14.5  |
|                                               | F    |          |         | 1.3   |



| REPLACEMENT FOR MITSUBISHI(Industry & Marine) |      |          |         |       |
|-----------------------------------------------|------|----------|---------|-------|
| Engine Model                                  | Size | Cyl. No. | Remarks |       |
| S6R2                                          | A    | 6        | W24/TF  |       |
|                                               | B    |          |         | 192   |
| OEM No.                                       | C    |          |         | 391   |
| 37507-18600<br>37507-55600                    | D    |          |         | 203.7 |
|                                               | E    |          |         | 14.5  |
|                                               | F    |          |         |       |

